

Are you a CHURCH DETECTIVE?



St Bartholomew's Church

Inside the Church

Can you find dedications to the following people: (*Tick the box when you have found them*) You might have to look very carefully!

Alfred Lord Tennyson

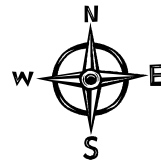
Gerald Manley Hopkins

William Donaldson

Robert Hunter



Test your GEOGRAPHY...!



Starting at the museum, write down the correct directions you have to walk in to find your way back:

(The first one is done for you)

- South along High Street
- along Lower Street
- along Tanners Lane
- along Church Lane
- along High Street


Re-arrange these muddled names...

CRUHCH NEAL

ROWEL ETERST

NOWT DEAWOM

REEMLEASH SUMUEM



Produced by
Haslemere Visitor & Local Information Centre




Supported by Haslemere Town Council

Haslemere Visitor & Local Information Centre

Haslemere Town Trail
No.2
Shepherd's Hill and Church Lane

Young Explorers



This trail is designed to be used by children in conjunction with the original 'Haslemere Town Trail No.2'.

Haslemere Visitor & Local Information Centre
at Haslemere Museum
78 High Street, Haslemere, Surrey, GU27 2LA
Tel: +44 (0) 1428 645425 Fax: +44 (0) 1428 645234
Email: haslemerevisitor@haslemere.com
Website: www.haslemere.com/vic

WORDSEARCH

R	O	S	S	E	F	O	R	P	U
K	I	E	Z	A	S	N	E	U	Q
K	D	R	O	F	K	A	O	L	I
T	A	N	N	E	R	S	N	P	T
E	N	Q	F	H	E	B	K	E	N
N	K	U	C	W	U	A	D	N	E
N	U	L	O	W	E	R	G	F	T
Y	U	O	T	J	R	T	L	O	N
S	K	X	T	B	F	H	D	L	I
O	O	H	A	K	J	O	Y	D	U
N	T	S	G	P	C	L	W	S	F
I	I	H	E	F	B	O	T	L	K
B	L	A	C	K	S	M	I	T	H
A	M	N	S	H	Y	E	R	P	F
K	T	F	G	R	P	W	S	P	T

1. William Maides, the **Blacksmith**
2. The **Good Intent**
3. **Lower** Street
4. Yew Tree **Cottage**
5. Hannah **Oakford**, the water carrier
6. **Tanners** Lane
7. **Penfolds** Corner
8. Church of St **Bartholomew**
9. The poet, Alfred Lord **Tennyson**
10. Scientist, **Professor** Tyndall

Look at the names above and see if you can find all the bold words in the wordsearch.

Test your knowledge of Haslemere!

- 1) Who was Sir Robert Hunter? _____
- 2) How did "Sheepskin House" get its name? _____
- 3) What lane leads from Lower Street to Church Lane? _____
- 4) Who founded Haslemere Educational Museum? _____

Answers can be found on: www.haslemere.com/vic or www.haslemeremuseum/vicwalkandexplore.html



Did you know...?

It is thought that Shepherd's Hill is so named because of the sheep that were brought in to market in Haslemere from local farms.

In early September 1939, almost 8,000 children and helpers arrived at Haslemere railway station, having been evacuated from South and West London.

Parts of the tower on St Bartholomew's Church date from the 13th century!

DOT-TO-DOT

Join the dots to reveal the museum's most famous resident...!



